



# FOOT OPERATED WORKSHOP PRESSES 16 - 30 TONS CARS, VANS AND SUVs



# HAND OPERATED WORKSHOP PRESSES 20 - 30 TONS CARS, VANS AND SUVs




Moveable cylinder.

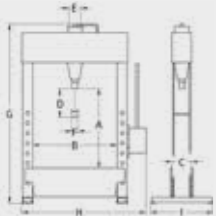
## ACCESSORY




**FP 30: Standard** with winch for quick and easy adjustment of table height.  
FP 25 with winch: Order model FP 25 W.  
FP 20 with winch: Order model FP 20 W.  
FP 16 is not available with winch.  
Winch can **NOT** be retrofitted!



Foot operated air approach feature. (FP 20/FP 25/FP 30)



Model	Max (ton)	(mm/stroke)	A (mm)	B (mm)	C (mm)	D (mm)	E (mm)	F (mm)	G (mm)	H (mm)	I (mm)	Kg
FP 16	16	6,0/2,0	1200	550	140	150	65	40	1780	850	600	121
FP 20	20	9,0/1,1	825	600	140	240	90	70	1800	890	505	157
FP 25	25	9,0/1,1	825	600	140	240	90	70	1800	890	505	157
FP 30	30	9,0/1,1	825	600	140	240	90	70	1800	890	505	160



## ACCESSORIES



**061248** Universal bearing removal support.



**061100** Press plate.



**061240** Shelves for storing.



Model	Nr.
FP 16	061219
FP 20	061216
FP 25	061216
FP 30	061216

**Press punches.**  
7 pieces, Ø12, 16, 18, 20, 22, 25, 30.



Model	Nr.
FP 16	061220
FP 20	061218
FP 25	061218
FP 30	061218

**Bearing removal kit.**  
4-pieces, Ø 64, 67, 72, 75.



**061242** Protection guard.




Moveable cylinder.

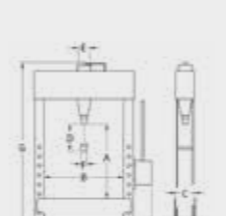
## ACCESSORY



**HP 30: Standard** with winch for quick and easy adjustment of table height.  
HP 25 with winch: Order model HP 25 W.  
HP 20 with winch: Order model HP 20 W.  
HP 16 is not available with winch.  
Winch can **NOT** be retrofitted!



Foot operated air approach feature.



Model	Max (ton)	(mm/stroke)	A (mm)	B (mm)	C (mm)	D (mm)	E (mm)	F (mm)	G (mm)	H (mm)	I (mm)	Kg
HP 20	20	9,0/4,0	825	600	140	240	90	70	1800	890	505	156
HP 25	25	9,0/4,0	825	600	140	240	90	70	1800	890	505	156
HP 30	25	9,0/4,0	825	600	140	240	90	70	1800	890	505	159



## ACCESSORIES



**061248** Universal bearing removal support.



**061100.** Press plate.



**061240** Shelves for storing.



Model	Nr.
HP 20	061216
HP 25	061216
HP 30	061216

**Press punches.**  
7 pieces, Ø12, 16, 18, 20, 22, 25, 30.



Model	Nr.
HP 20	061218
HP 25	061218
HP 30	061218

**Bearing removal kit.**  
4-pieces, Ø 64, 67, 72, 75.



**061242** Protection guard.



# FOOT OPERATED WORKSHOP PRESSES 40 - 50 TONS VANS, TRUCKS AND BUSES



# HAND OPERATED WORKSHOP PRESSES 40 - 100 TONS VANS, TRUCKS AND BUSES



## ACCESSORIES



**061248**  
Universal bearing  
removal support.

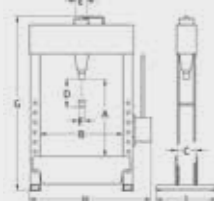
Model	Nr.
FP 40	061248
FP 50	061248



Fast and safe  
adjustment of the press table  
height, using a braked winch.



Foot operated air approach  
feature.



Model	Max (ton)	(mm/ stroke)	A (mm)	B (mm)	C (mm)	D (mm)	E (mm)	F (mm)	G (mm)	H (mm)	I (mm)	Kg
FP 40	40	6,0/0,8	750	840	200	300	125	70	1990	1350	630	375
FP 50	50	6,0/0,8	750	840	200	300	125	70	1990	1350	630	375



YouTube Keyword:  
Compac FP 50

## ACCESSORIES



**061100**  
Press plate.



**061240**  
Shelves for  
storing.



Model	Nr.
FP 40	061216
FP 50	061216

**Press punches.**  
7 pieces, Ø12, 16, 18, 20,  
22, 25, 30.



Model	Nr.
FP 40	061218
FP 50	061218

**Bearing removal kit.**  
4 pieces, Ø 64, 67, 72, 75.



Model	Nr.
FP 40	061243
FP 50	061243

**Protection guard.**

## ACCESSORIES



**061248**  
Universal bearing  
removal support.

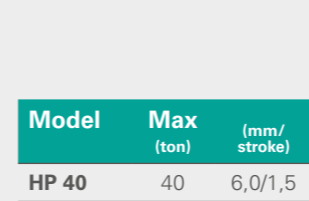
Model	Nr.
HP 40	061248
HP 50	061248
HP 60	-
HP 70	-
HP 100	-



Fast and safe  
adjustment of the press table  
height, using a braked winch.



Foot operated air approach  
feature.



Model	Max (ton)	(mm/ stroke)	A (mm)	B (mm)	C (mm)	D (mm)	E (mm)	F (mm)	G (mm)	H (mm)	I (mm)	Kg
HP 40	40	6,0/1,5	750	840	200	300	125	70	1990	1350	630	374
HP 50	50	6,0/1,5	750	840	200	300	125	70	1990	1350	630	374
HP 60	60	5,0/0,8	760	1005	255	300	160	80	2100	1615	710	690
HP 70	70	5,0/0,8	760	1005	255	300	160	80	2100	1615	710	690
HP 100	100	3,4/0,8	915	1035	305	300	200	100	2200	1637	800	946



## ACCESSORIES



**061100**  
Press plate.



**061240**  
Shelves for  
storing.



Model	Nr.
HP 40	061216
HP 50	061216
HP 60	061228
HP 70	061228
HP 100	061233

**Press punches.**  
7 pieces, Ø12, 16, 18, 20,  
22, 25, 30.



Model	Nr.
HP 40	061218
HP 50	061218
HP 60	061229
HP 70	061229
HP 100	061234

**Bearing removal kit.**  
4 pieces, Ø 64, 67, 72, 75.



Model	Nr.
HP 40	061243
HP 50	061243
HP 60	061245
HP 70	061245
HP 100	061247

**Protection guard.**



# ELECTRO-HYDRAULIC WORKSHOP PRESSES 40 - 60 TON WITH SINGLE ACTING CYLINDER



# ELECTRO-HYDRAULIC WORKSHOP PRESSES 40 - 100 TON WITH DOUBLE ACTING CYLINDER



## ACCESSORIES



**061248**  
Universal bearing  
removal support.

Model	Nr.
EP 40	061248
EP 60	-

**Single acting cylinder:**  
One-way pressing action for where heavy tooling is not to be mounted on the piston.

Pressure gauge.  
Moveable cylinder.  
Very long stroke of 300 mm.  
Hard chrome piston.



Fast and safe adjustment of the press table height, using a braked winch.



A 90° hinged pump unit enables easier insertion of longer work-pieces.

## ACCESSORIES



**061100**  
Press plate.



**061240**  
Shelves for storing.



Model	Nr.
EP 40	061216
EP 60	061228

**Press punches.**  
7 pieces, Ø12, 16, 18, 20, 22, 25, 30.



Model	Nr.
EP 40	061218
EP 60	061229

**Bearing removal kit.**  
4 pieces, Ø 64, 67, 72, 75.



Model	Nr.
EP 40	061243
EP 60	061245

**Protection guard.**

Model	Max (ton)	(mm/stroke)	A (mm)	B (mm)	C (mm)	D (mm)	E (mm)	F (mm)	G (mm)	H (mm)	I (mm)	Kg	Kw
EP 40	40	10,0	750	840	200	300	125	70	1990	1480	630	390	2,2
EP 60	60	10,0/5,0	760	1000	255	300	160	80	2100	1680	710	694	2,2

## ACCESSORIES



**061248**  
Universal bearing  
removal support.

Model	Nr.
EP 40 D	061248
EP 60 D	-
EP 100 D	-

**Double acting cylinder:**  
Hydraulic pressing and pulling action. Ideal when heavy tooling is mounted on the piston.

Very long stroke of 300 mm.  
Moveable cylinder.  
Flange for fitting of tooling.  
Hard chrome piston.



Fast and safe adjustment of the press table height, using a braked winch.



A 90° hinged pump unit enables easier insertion of longer work-pieces.



Wide insertion width.  
Multi-adjustable pressure valve.

## ACCESSORIES



**061100**  
Press plate.



**061240**  
Shelves for storing.



Model	Nr.
EP 40 D	061216
EP 60 D	061228
EP 100 D	061233

**Press punches.**  
7 pieces, Ø12, 16, 18, 20, 22, 25, 30.



Model	Nr.
EP 40 D	061218
EP 60 D	061229
EP 100 D	061234

**Bearing removal kit.**  
4 pieces, Ø 64, 67, 72, 75.



Model	Nr.
EP 40 D	061243
EP 60 D	061245
EP 100 D	061247

**Protection guard.**

Model	Max (ton)	(mm/stroke)	A (mm)	B (mm)	C (mm)	D (mm)	E (mm)	F (mm)	G (mm)	H (mm)	I (mm)	Kg	Kw
EP 40 D	40	10,0	750	840	200	300	125	70	1990	1480	630	396	2,2
EP 60 D	60	10,0/5,0	760	1000	255	300	160	80	2100	1680	710	702	2,2
EP 100 D	100	10,0/1,4	915	1035	305	300	200	100	2200	1780	800	981	2,2