


Foot operated workshop presses 16 - 25 tons

YouTube
Keyword:
Compac FP 25

Accessories



Shelves for storing.
(Excl. accessories shown on picture)




Foot operated air approach feature.
(FP 20 / FP25)

② ④

	Model	Max (Ton)	(mm/ stroke)	A (mm)	B (mm)	C (mm)	D (mm)	E (mm)	F (mm)	G (mm)	H (mm)	I (mm)	Kg
①	FP 16	16	6,0/2,0	1200	550	140	150	65	40	1780	850	600	125
②	FP 20	20	9,0/3,0	830	600	140	240	90	50	1850	880	520	145
③	HP 20	20	9,0/3,0	830	600	140	240	90	50	1850	880	520	144
④	FP 25	25	9,0/3,0	830	600	140	240	90	50	1850	880	520	148
⑤	HP 25	25	9,0/3,0	830	600	140	240	90	50	1850	880	520	147

Hand operated workshop presses 20 - 25 tons



Accessories

61100



Press plate.

Model

- ① 61219
- ② 61216
- ③ 61216
- ④ 61216
- ⑤ 61216



Press punches.
(7 pieces, Ø12, 16, 18, 20, 22, 25, 30)

Model

- ① 61220
- ② 61218
- ③ 61218
- ④ 61218
- ⑤ 61218

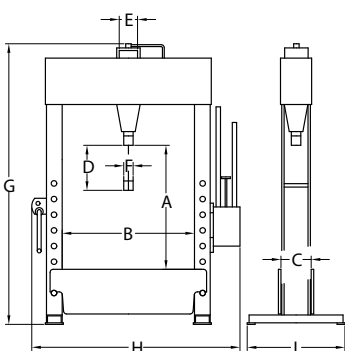


Bearing removal kit.
(4 pieces, Ø64, 67, 72, 75)

52010



Winch.
(Factory mounted)
Available for
FP20/HP20/FP25/HP25



Heavy duty fully welded structure in high quality steel.



Moveable cylinder.



Foot operated workshop presses 40 - 50 tons

Keyword:
Compac FP 50



7 9

Accessories

61240

Shelves for storing.
(Excl. accessories shown on picture)


FP 40
FP 50

Foot operated for hands-free operation under load and return.

Fast and safe adjustment of the press table height.

Model	Max (Ton)	(mm/ stroke)	A (mm)	B (mm)	C (mm)	D (mm)	E (mm)	F (mm)	G (mm)	H (mm)	I (mm)	Kg
⑥ HP 40	40	6,7/0,7	840	840	200	300	125	60	1830	1350	620	315
⑦ FP 40	40	6,7/0,7	840	840	200	300	125	60	1830	1350	620	323
⑧ HP 50	50	6,7/0,7	840	840	200	300	125	60	1830	1350	620	315
⑨ FP 50	50	6,7/0,7	840	840	200	300	125	60	1830	1350	620	323
⑩ HP 60	60	3,8/0,4	850	1000	255	300	160	80	1980	1540	680	620
⑪ HP 70	70	3,8/0,4	850	1000	255	300	160	80	1980	1540	680	620
⑫ HP 100	100	3,4/0,3	900	1025	300	320	220	100	2150	1620	860	910

Hand operated workshop presses 40 - 100 tons



Accessories



Press plate.



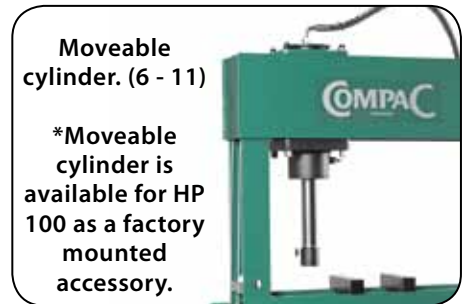
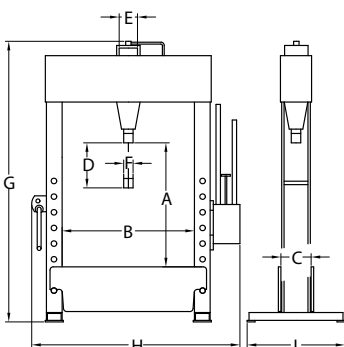
Press punches.
(7 pieces, Ø12, 16, 18, 20, 22, 25, 30)



Bearing removal kit.
(4 pieces, Ø64, 67, 72, 75)




Factory mounted winch for HP 100.



Electro-hydraulic workshop presses with single acting cylinder 40 - 60 ton

Single acting cylinder: One-way pressing action for where heavy tooling is not to be mounted on the piston.

Keyword:
Compac EP 40



	Model	Max (Ton)	(mm/ sek)	(træk/ ton)	A (mm)	B (mm)	C (mm)	D (mm)	E (mm)	F (mm)	G (mm)	H (mm)	I (mm)	Kg	Kw
13	EP 40	40	10,0	-	840	840	200	300	125	60	1830	1450	620	345	2,2
14	EP 60	60	10,0/5,0	-	850	1000	255	300	160	80	1980	1760	680	670	2,2
15	EP 40 D	40	10,0	6	810	840	200	300	125	60	1940	1450	620	355	2,2
16	EP 60 D	60	10,0/5,0	6	820	1000	255	300	160	80	1980	1640	680	717	2,2
17	EP 100 D	100	10,0/1,4	4	900	1025	300	320	220	100	2150	1620	860	910	2,2

EP 40 D = Electro hydraulic Press. EP 40 D = Capacity 40 tons. EP 40 D = Double acting cylinder.

Electro-hydraulic workshop presses with double acting cylinder 40 - 100 ton

 **Double acting cylinder:**
Featuring both pressing and pulling facilities.

*Moveable cylinder.
Excl. EP 100 D.
*(Moveable cylinder is available
for EP 100 D as a factory
mounted accessory.)*


*Very long stroke
of 300 mm.*

Hard chrome piston.

*Flange for fitting
of tooling.*

Two V-blocks.

*Fast and safe adjustment
of the press table height,
using a braked winch.
(Air operated height
adjustment on HP100
with chains attached to
piston. Winch is available
for HP 100 as a factory
mounted accessory.)*



Pressure gauge.

*Multi-adjustable
pressure valve.*

*A 90° hinged pump unit
enables easier insertion
of longer work-pieces.
(Excl. EP 100 D)*

15 16

Accessories

61100



Press plate.

Model

- 13 61216
- 14 61228
- 15 61216
- 16 61228
- 17 61231



Press punches.
(7 pieces, Ø12, 16, 18,
20, 22, 25, 30)

Model

- 13 61218
- 14 61229
- 15 61218
- 16 61229
- 17 61232



Bearing removal kit.
(4 pieces, Ø64, 67, 72, 75)

52012



Winch.

*EP 100 D uses chains
attached to the piston.
The winch is available
for the EP 100 D as a
factory mounted
accessory.

